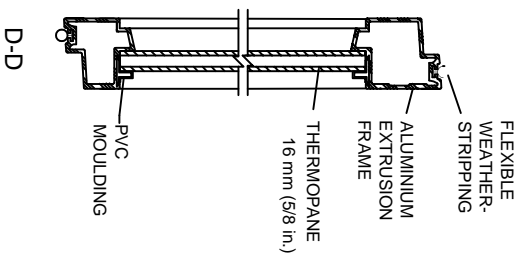
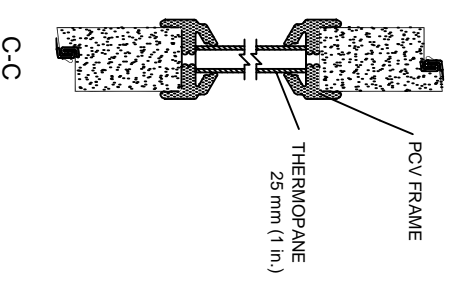
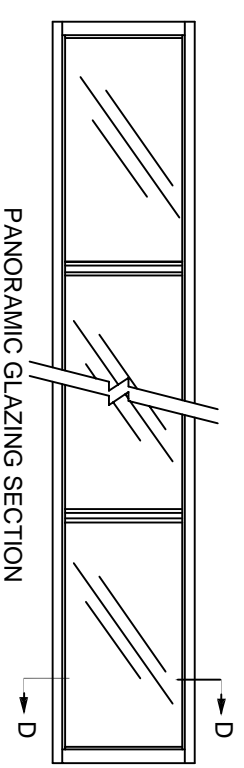
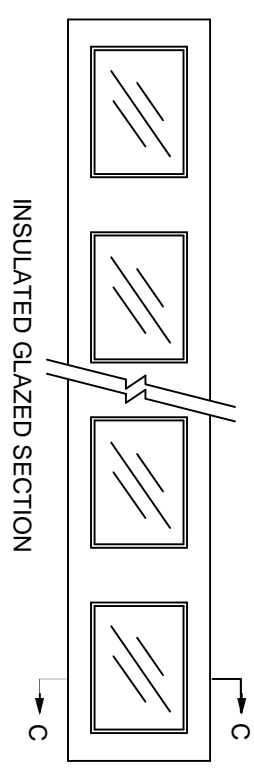


Door model : G1000
 Thickness: 45mm (1-3/4")
 RSI : 2.8 (R16)
 Exterior finishing : 0.60mm aluminium
 Interior finishing : 0.60mm aluminium
 Finish : Woodgrain
 Exterior colour :
 Interior colour :



| # DOOR | QTY | WIDTH | HEIGHT | NB OF SECTION | NB OF GLAZED SECTION | MODEL | QTY PANES | SIZES | | OPERATION |
|--------|-----|-------|--------|---------------|----------------------|-------|-----------|-------|--------|-----------|
| | | | | | | | | WIDTH | HEIGHT | |
| | | | | | | | | | | |
| | | | | | | | | | | |
| | | | | | | | | | | |
| | | | | | | | | | | |
| | | | | | | | | | | |

| GLAZED SECTIONS | | OPERATION |
|-----------------|--|-----------|
| | | |
| | | |
| | | |
| | | |
| | | |
| | | |
| | | |

| OPTIONS | |
|---------|--|
| | |
| | |
| | |
| | |
| | |
| | |
| | |



OVERHEAD GARAGE DOOR
 G-1000, H-TECH DOOR (ALUMINIUM)

PROJECT: _____
 DISTRIB. : _____
 ARCHITECT : _____
 CONTRACTOR : _____
 DATE : _____